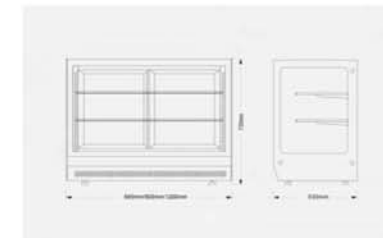
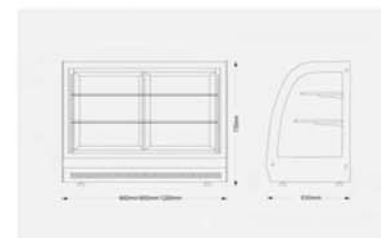
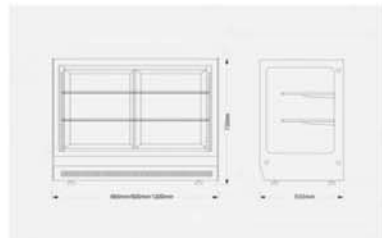
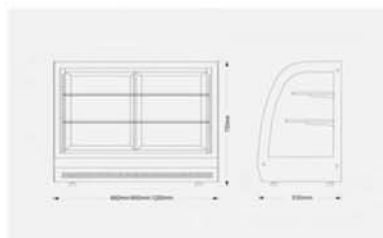


COLD SHOWCASE ON COUNTER

HOT SHOWCASE ON COUNTER



FEATURES

- 201 stainless steel base
- Insulating glass
- High quality compressor
- Digital temperature controller
- Adjustable shelves
- LED light

Optional:

- Other color s/steel or marble base
- Electric wire defrost

PARAMETERS

Model	GN-660CT	GN-900CT	GN-1200CT	GN-660RT	GN-900RT	GN-1200RT
Dimension(mm)	660*530*730	900*530*730	1200*530*730	660*530*730	900*530*730	1200*530*730
Power(w)	160	200	500	160	200	500
Capacity(L)	85	120	162	108	150	202
Temperature(°C)	+2~+8	+2~+8	+2~+8	+2~+8	+2~+8	+2~+8
shelves	2	2	2	2	2	2
Refrigerant	R134a	R134a	R134a	R134a	R134a	R134a

FEATURES

- 201 stainless steel base
- Insulating glass.
- Heating tube
- Mechanical temperature controller
- Adjustable shelves
- Warm light

Optional:

- Other color s/steel or marble base

PARAMETERS

Model	GN-660HCT	GN-900HCT	GN-1200HCT	GN-660HRT	GN-900HRT	GN-1200HRT
Dimension(mm)	660*530*730	900*530*730	1200*530*730	660*530*730	900*530*730	1200*530*730
Power(w)	450	1300	1300	450	1300	1300
Capacity(L)	85	120	162	108	150	202
Temperature(°C)	+40~+65	+40~+65	+40~+65	+40~+65	+40~+65	+40~+65
shelves	2	2	2	2	2	2