

COMPRESSOR

Displacement (cm ³)	12
Diameter (mm)	29.37
Stroke (mm)	17.8
Net Weight (Kg)	11.2
Oil type	ISO VG 22 ESTER
Oil charge (cm ³)	400

MOTOR

Approximate Power (CV)	3/8
Voltage/Frequency (V/Hz)	200V 50Hz
Voltage range (V)	170-242
Code	61.575
Type	CSIR
Phase number	1 PH
Locked rotor current (A)	16.0
Main W. resist. at 25°C (Ω)	4.59
Start W. resist. at 25°C (Ω)	16.52

APPLICATION

Application	High/Mid. back pressure
Refrigerant	R134a
Evaporating (°C)	-25 to 10
Expansion	Capillar/Valve
Comp. cooling	Fan cooled
Max. ambient temp. (°C)	43

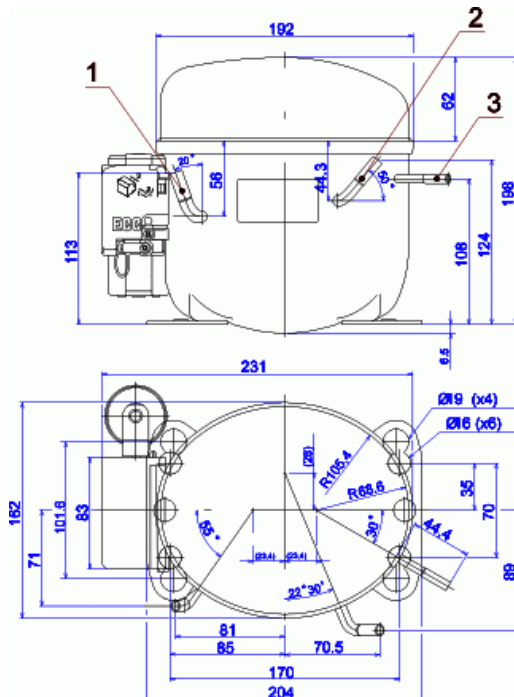
NOMINAL PERFORMANCE	CYCLE C	CYCLE D
Cooling capacity (kcal/h)	768	920
Input power (W)	505	530
EER (kcal/Wh)	1.52	1.73
COP (W/W)	1.76	2.01
Current (A)	3.29	3.39

TEST CONDITIONS

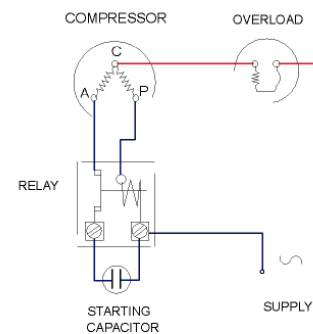
Evaporating temp. (°C)	5.0	7.2
Condensing temp. (°C)	55.0	55.0
Liq.t. entering expan. (°C)	55.0	46.0
Ambient t. and return (°C)	32.0	35.0
Tens/Freq (V/Hz)	200V 50Hz	200V 50Hz

ELECTRICAL COMPONENTS

Relay	2014 149.	
Pick-Up (A)	7,80	
Drop-Out (A)	6,65	
Protector	MRT20APK	T0188
Current (A)	13.2	12.3
Time check (seg)	7.5-14	7.5-14
Disc temp. (Open/Close) (°C)	105.0 / 61.0	115.0 / 61.0
Starting capacitor (μF/V)/F/V)	47- 56 / 330	

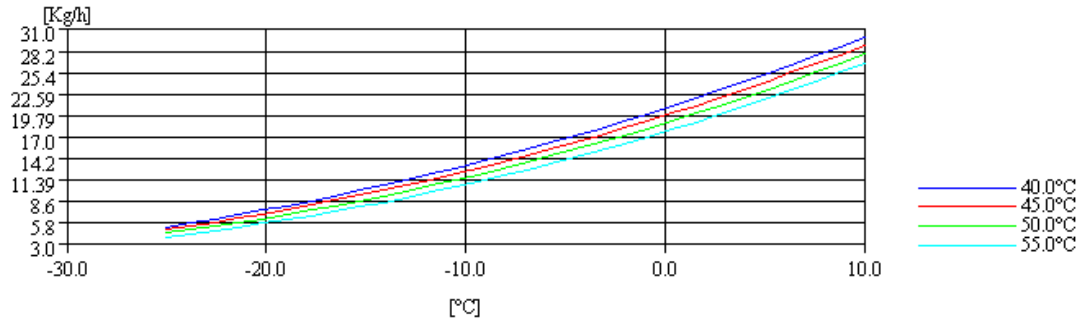
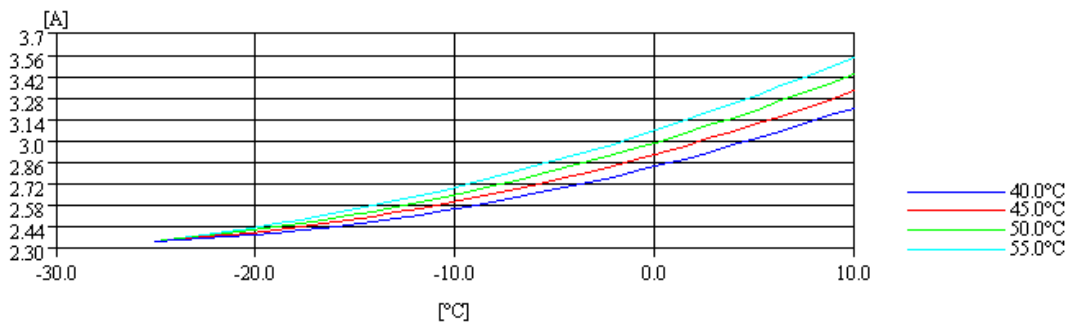
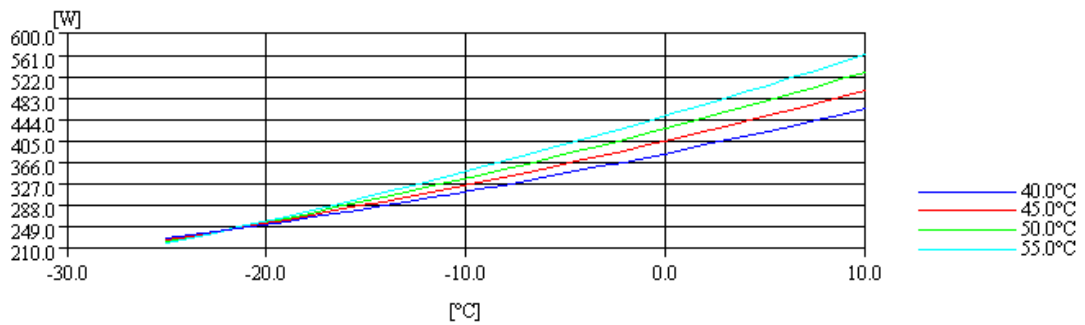
DIMENSIONS AND ELECTRICAL DIAGRAM


DESIGNATION	INTERNAL DIAM. (MM)
1 Suction/Service	8,1
2 Service/Suction	8,1
3 Discharge	6,5

CSIR


TEST CONDITIONS

Voltage/frequency	200V 50Hz
Ambient t. and return	35 °C
Liq.t. entering expan.	Subcooling 9 K

MASS FLOW

INTENSITY

CONSUMPTION

COOLING CAPACITY
